

NORTEC

Product Guide



PXT, PXS
PTX, PSX
PT, PS

IRANHHA

SOIL PROCESSOR

Check us out on the web

www.nortecmfg.com



Manufactured by:



715-623-6300 • 715-623-6340 FAX

W9112 Cherry Road • Antigo, WI 54409

e-mail: nortecllc@verizon.net

NORTEC reserves the right to change design or specifications without notice. Information contained herein is general in nature and is not intended for specific application purposes.

PIRANHA by NORTEC SOIL PROCESSOR

What it does

PIRANHA is a piece of equipment to make landscaping quick and easy. The rotor turns in a counter rotating motion, putting rock and debris between the end shields while processing the dirt through the machine, leaving an excellently prepared seed bed. Operating the PIRANHA with the gauge wheels down puts the PIRANHA in the landscaping mode. Operating the PIRANHA with the gauge wheels in the up position puts the machine in the tilling mode. Flip up the end shields and angle the PIRANHA to windrow rock and debris either by manual or hydraulic turn. PIRANHA features a float or rigid center link control as standard equipment on tractor models. The float setting is used for consistent rotor to ground engagement and the rigid setting is used for grinding.

Processing Material



Level and Set Grade



Prepare The Perfect Seed Bed



Material and Rock Collection



Tilling Mode



Markets

Landscaping, Landscape Contractors, Construction Sites, Horse Farms, Horse Tracks, Athletic Grounds, Building Contractors, Estates, Excavating Contractors, Golf Courses, Golf Course Builders, Grading Contractors, Home Builders, Property Management, Schools, Trenching Contractors, Utility Contractors, Farming, Rental Yards/Stores

Models

NORTEC offers models for both tractors and skid steers. Width sizes are 3 Foot, 4 Foot, 5 Foot, 6 Foot, 7 Foot and 8 Foot. Tractor models are pto driven and skid steer modes are hydraulic driven. Tractors width sizes range from 4 Foot to 8 Foot. Skid Steer width sizes range from 3 Foot to 8 Foot. May be equipped up with either manual angle or hydraulic angle. Choose the rotor that's right for you, NORTEC offers the most complete line of rotors in the industry: 2" Sabre Tooth, 1 3/4" Aggressor carbide tooth, 1 1/4" Button carbide tooth, Construction/flat bar rotor, and Rotary Broom (boom not offered on PXT,PXS)

Piranha Uses

Soil Conditioning, Rock Removal, Levelling, Setting Grade, Pulverizing, Seedbed Preparation, Dethatching Lawn, Laying Down Gravel, Driveway Resurfacing, Light Snow Removal (with broom)

For More Information Call 715.623.6300 And Ask For Product Support

NORTEC reserves the right to change design or specifications without notice. Information contained herein is general in nature and is not intended for specific application purposes. Photographs contained herein may be displayed with safety and/or guards removed to show mechanical functions.

PIRANHA by NORTEC SOIL PROCESSOR

Check us out on the web www.nortecmfg.com

Video, Talk Video, Literature, Specifications, Information

Models

NORTEC offers to most complete line of landscape soil processors in the industry!
Offered in both tractor and skid steer models. Pick a model the right for your power unit.

PXT-Series	Tractor	PXT400, PXT500
PXS-Series	Skid Steer	PXS400, PXS500
PTX-Series	Tractor	PTX500, PTX600, PTX700
PSX-Series	Skid Steer	PSX600, PSX700
PT-Series	Tractor	PT600II, PT700II, PT800II
PS-Series	Skid Steer	PS600II, PS700II, PS800II

	Tractor	Skid Steer	3 Foot	4 Foot	5 Foot	6 Foot	7 Foot	8 Foot
PXT-Series								
PXS-Series	X			X	X			
PTX-Series		X	X	X	X			
PSX-Series	X				X	X	X	
PT-Series		X				X	X	
PS-Series	X					X	X	X
		X				X	X	X


Tractor	H.P. Rating	Skid Steer	H.P. Rating
PXT-Series	Under 25 h.p.	PXS-Series	Mini-Skid Steer Under SAE 1300 lbs.
PTX-Series	25 h.p. to 35 h.p.	PSX-Series	Under 65 h.p.
PT-Series	30 h.p. to 80 h.p.	PS-Series	Over 65 h.p.

For More Information Call 715.623.6300 And Ask For Product Support

NORTEC reserves the right to change design or specifications without notice. Information contained herein is general in nature and is not intended for specific application purposes. Photographs contained herein may be displayed with safety and/or guards removed to show mechanical functions.

PIRANHA by NORTEC SOIL PROCESSOR

NORTEC offers the most complete line of tractor soil processors in the industry! Choose the model that's right for you. Under 25 hp, 25 hp to 35 hp, 30 hp to 80 hp. Offered in manual angle or hydraulic angle on models PTX and PT. PXT is only offered in manual angle. Pick the rotor that's right for you! Sabre Tooth Rotor, Aggressor Tooth Rotor, Construction Processing Rotor. Featured on the PT-series NORTEC's **EXCLUSIVE** Optional cat II hitch. All tractor models are 540 RPM PTO driven.



PXT400 (4 Foot) PXT500 (5 Foot)

Designed for the under 25 hp compact tractor market. 3-Point Hitch, 540 RPM PTO, Manual Angle, Flip-Up Gauge Wheels, Quick-Flip Material Side Shields, #60 Drive Chain, Adjustable Material Bar, Extender In/Out Gauge Wheels (Sub-Compact or Compact Tractors), Multi-Adjustment Lower Link Hitch Pins, Float or Rigid Center Link. Standard Equipment: Jack Stand, PTO Holder.

Built just like it's bigger brother!



PTX500 (5 Foot) PTX600 (6 Foot) PTX700 (7 Foot)

Designed for 25 to 35 hp tractor market.

3-Point Hitch, 540 RPM PTO, Manual Angle (remove hitch pins and position in the left or right settings), Flip-Up Gauge-Wheels, Quick Flip Material Side Shields, #80 Drive chain, Shear Pin Protection, or Optional Slip Clutch. *Excellent value for the money!*



PT600 Series II (6 Foot) PT700 II (7 Foot) PT800 II (8 Foot)

Designed for 30 to 80 hp tractor market.

HEAVY DUTY/COMMERCIAL Designed for the higher hp tractors.

Massive 4"x4" frame, commercial duty double #80 drive chain with awesome 33,000 tensile strength. Hydraulic or manual angle, hinged flip-up gauge wheels - easy as pulling a pin. NORTEC Exclusive - "Extender" in and out wheel adjustment (prevents wheel damage), 4-position material side plates. Posi-Lock no-tools-required material bar adjusting system. Skid steer unit features a heavy duty universal skid steer mounting plate (designed and built for the higher hp skid steers. Tractor unit has an all new redesigned SAE 3-point hitch.


This is a work horse!

For More Information Call 715.623.6300 And Ask For Product Support

NORTEC reserves the right to change design or specifications without notice. Information contained herein is general in nature and is not intended for specific application purposes. Photographs contained herein may be displayed with safety and/or guards removed to show mechanical functions.


PIRANHA by NORTEC SOIL PROCESSOR

NORTEC offers a line of soil processors for the mini-skid steers, under 65 hp skid steers and over 65 hp skid steers. All Piranha skid steer models are hydraulic driven. Choose the model that's right for you. The PSX series is offered in 2 models 6 foot and 7 foot designed for under 65 hp skid steer, PS series offered in 3 models, 6 foot, 7 foot, and 8 foot designed for over 65 hp. The PSX series offers an industry exclusive flex and float. This machine is very operator friendly and even the first time operator can have professional looking results. Because of different hydraulic GPM (gallons per minute) and pressure, NORTEC offers two hydraulic packages. The SX series has a 15 cu. in. motor while the PS has a 20 cu. in. motor. There is a fine balance between the GPM and pressure and your dealer can recommend the model that can deliver maximum performance for you.




PXS400 (4 Foot) PXS500 (5 Foot)

Designed for the mini-skid steer and under 1300 lb skid steer market. Hydraulic Drive, Manual Angle, Flip-Up Gauge Wheels, Quick-Flip Material Side Shields, #60 Drive Chain, Adjustable Material Bar, Extender In/Out Gauge Wheels (prevents wheel damage)
Nothing mini about this little powerhouse!



PSX600 (6 Foot) PSX700 (7 Foot) *Flex & Float*

Designed for the under 65 hp skid steer market. Universal Skid Steer Mount, Hydraulic Drive featuring a 15 cu. in. motor with power gearing. Flip-Up Gauge Wheels (easy as pulling a pin). Quick-Flip Material Side Shields, #80 Drive Chain. All new flex & float system - gotta try it to believe it! *Performance you demand and a price you're looking for!*



PS600 Series II (6 Foot) PS700 II (7 Foot) PS800 II (8 Foot)

Designed for the large skid steer market
HEAVY DUTY/COMMERCIAL Designed for the higher hp skid steers. Massive 4"X4" frame, commercial duty double #80 drive chain with awesome 33,000 tensile strength. High performance hydraulic drive featuring a 20 cu. in. motor. Hydraulic or manual angle, hinged flip-up gauge wheels - easy as pulling a pin. NORTEC Exclusive - "Extender" in and out wheel adjustment (prevents wheel damage), 4-position material side plates w/bumper. Posi-Lock no-tools-required material bar adjusting system. Skid steer unit features a heavy duty universal skid steer mounting plate (designed and built for the higher hp skid steers).
This is a work horse!

For More Information Call 715.623.6300 And Ask For Product Support

NORTEC reserves the right to change design or specifications without notice. Information contained herein is general in nature and is not intended for specific application purposes. Photographs contained herein may be displayed with safety and/or guards removed to show mechanical functions.

The NORTEC Difference

How To Choose The Model Thats Right For You

For maxium performance and customer satifaction picking and equipping the model thats right for you is very important. NORTEC offers the most complete line of soil processors in the industry. Both tractor and skid steer models, or in other words PTO and Hydraulic drive. Power unit h.p. and weight go hand and hand in matching up with the correct model. Not enough power unit weight may cause unsafe operation when attaching a Piranha that's too big for the power unit. To large of a power unit may cause damage too the Piranha. As the size and weight of the Piranha gets larger so does the power unit.

___ Tractor ___ Small Frame ___ Mid Frame ___ Large Frame ___ Cat I Hitch ___ Cat II Hitch ___ Engine h.p.
___ 540 PRM PTO ___ 3-point hitch Width of lower draft arms swing ___ to ___
___ Rear SCV (Hydraulic Couplers) Note: does not mean power beyond kit.

Tractor Frame Example: Small Frame Kubota BX-Series, Mid Frame Kubota B-Series, Large Frame Kubota L-Series
Is tractor equiped with a loader ___ Yes ___ No If the answer is No. Does the tractor have front weight kit ___ Yes ___ No

Recommended Piranha Soil Processor Thats Right For You _____

___ Skid Steer ___ Engine h.p. ___ SAE Lift ___ Hydraulic GPM ___ Hydraulic PSI
___ Wheels ___ Tracks
Universal Skid Steer Mounting ___ Yes ___ No if No what mounting? _____
Universal Flat Face Hydraulic Couplers ___ Yes ___ No. If No, what hyd. couplers _____

Recommended Piranha Soil Processor Thats Right For You _____

Best In Class

**Flip-Up Gauge Wheels	**Rotor Options
**Quick-Flip Gauge Wheels	**Quick-Tach Rotors

For More Information Call 715.623.6300 And Ask For Product Support

NORTEC reserves the right to change design or specifications without notice. Information contained herein is general in nature and is not intended for specific application purposes. Photographs contained herein may be displayed with safety and/or guards removed to show mechanical functions.

The NORTEC Difference

Industry Leading *Feature and Benefits*

Flip-Up Gauge Wheels: This industry changing feature provides the productivity and performance landscapers want and need. Makes for easier storage and trailer hauling. Also, the gauge wheels in the up position puts the Piranha in the tilling mode. Don't be without this very important feature!

Adjustable Material Bar: This important feature lets you make the correct adjustment for processing material. Adjust for changing soil conditions and operator preference. Different processing setting for sod, processed soil, dirt clumps and rocks. *Don't be locked into a one dimensional machine. Be adjustable!*

Material Side Shields: The X-Series offers quick-flip side shields. Remove a pin and flip up the side shield. Simple as one-two-three! The PT & PS offer a 4-position, high capacity, adjustable material side shields with an anti-blow out bumper bar. ***NO TOOLS NEEDED to make an on the jobsite adjustment!***

Manual or Hydraulic Angle: You may choose either manual or hydraulic angle. Tractors are operated off the rear SCV. Skid steers feature an electric solenoid, which directs hydraulic oil off the main hydraulic drive to turn the angle cylinder.
Hydraulic angle not available on PXT & PXS models.

Extender Fore & Aft Gauge Wheel Adjustment
NO TOOLS NEEDED to make an on the jobsite adjustment! Adjust your PIRANHA gauge wheels to either the "in" or "out" position for jobsite conditions or operator preference. This is a very important feature on skid steer models to prevent wheel damage! Note: Not available on TX or SX series.




Rotor Options: Not all landscaping conditions are the same; not all landscaping needs are the same. NORTEC offers the rotor thats right for you - 2" Sabre tooth, carbide button tooth, carbide aggressor tooth, construction rotor and rotary broom. *Don't settle for a company that offers only one rotor. Pick the rotor that's right for you!*

For More Information Call 715.623.6300 And Ask For Product Support

NORTEC reserves the right to change design or specifications without notice. Information contained herein is general in nature and is not intended for specific application purposes. Photographs contained herein may be displayed with safety and/or guards removed to show mechanical functions.

The NORTEC Difference

Hitches Tractor



PXT, PTX

3-Point Hitch Pins. Position in either the “in” or “out” position. For correct machine hook up, choose the setting that’s right for your tractor.



PTXT, PTX, PT

Ridge or Float Center Link

With the center link in the float control this will let the PIRANHA float with ground conditions. In the ridge setting there will be no float to the machine allowing you to make on the go adjustments.

Hitches Skid Steer





Piranha offers three style of hitches. Heavy Duty PS-series built for the higher h.p. and torque of todays larger skid steers. Flex and Float SX-series easy to operate thanks to NORTEC’S Exclusive 2-position system. PXS-series was designed for the mini-skid steer market and under 1300 SAE Skid Steeres.



EXCULISIVE *Flex and Float System* PSX “SX”

Why Flex and Float? Until NORTEC’S Exclusive system came along, the traditional direct mount system could be difficult to operate! Flex and Float makes a first time operator a first time expert!



Traditional setting is needed when prepping a job site. Flex & Float makes setting grade and job site final pass quick and easy.

For More Information Call 715.623.6300 And Ask For Product Support

NORTEC reserves the right to change design or specifications without notice. Information contained herein is general in nature and is not intended for specific application purposes. Photographs contained herein may be displayed with safety and/or guards removed to show mechanical functions.

Drive System Chain Case Tractor & Skid Steer



PTX 400, 500	Single #80 chain & sprocket
PXS 300	Single #60 chain & sprocket
PXS 400, 500	Single #80 chain & sprocket
PTX 500, 600, 700	Single #80 chain & sprocket
PSX 600, 700	Single #80 chain & sprocket
PT 600, 700, 800	Double #80 chain & sprocket
PS 600, 700, 800	Double #80 chain & sprocket

Rugged Chain Drive and Dry Chain Case

The Piranha features an environmentally friendly dry chain case. Experience clean, low maintenance operation with NO leaky oil. Easy to service, just remove the cover and because there's no oil to contend with you can do your inspection and your back to work.

Chain	Tensile Strength	Weight/Foot
Double #50	13,395	1.4 lbs
Double #60	18,810	1.9 lbs
Single #80	16,280	1.8 lbs
Double #80	33,440	3.6 lbs

NOTE: 80% of the competitors machines are equipped with #50 chain.

Drive System Slip Clutch & Shear Pin Tractor



PT, PS



PT, PS

PXT,PTX,PT

Choose from slip clutch or shear pin. Slip clutch will automatically slip with the machine is jamed. Remove the jamed material and the slip clutch will automaticly reset its self and your back to work. There is a down side to a slip clutch it requires maintenance by keeping it clean and dry. You have to run in the clutch periodically. The shear pin is low maintenance and trouble free. In the event you damage the shear bolt these can easily be replaced and it is recommended that extras are kept with the machine.

For More Information Call 715.623.6300 And Ask For Product Support

NORTEC reserves the right to change design or specifications without notice. Information contained herein is general in nature and is not intended for specific application purposes. Photographs contained herein may be displayed with safety and/or guards removed to show mechanical functions.

Drive System PTO & Gear Box Tractor





PXT,PTX,PT

Tractors feature a 540 RPM PTO drive. Choosing the correct Piranha for the tractor is very important not only for safety but performance. Keep in mind not only is h.p. a consideration but weight also. Choosing a Piranha that's too heavy for the tractor will cause a safety and performance problem. Choosing a Piranha that's too light will cause a durability problem.

How it works

Power comes from the tractor 540 PTO through a PTO shaft into a slip clutch then into a right angle 2 to 1 gear box. Unit equipped up with a shear pin assembly that is mounted after the gear box. Now the power is transferred through a drive shaft into the chain case. A top sprocket and lower rotor sprocket is connected with a drive chain. The chain tension is self adjusting.

Drive System Hydraulic Drive Skid Steer



PXS,PSX,PS

Tractors features a hydraulic drive. Choosing the correct Piranha for the skid steer is very important not only for safety but performance. Keep in mind not only is hydraulic power (gallons per minute and pressure) is a consideration but weight also. Choosing a Piranha that's too heavy for the tractor will cause a safety and performance problem. Choosing a Piranha that's too light will cause a durability problem

Skid Steer is typically rated by

- (1) Operating capacity in pounds
- (2) Hydraulic flow in GPM gallons per minute
- (3) Hydraulic pressure

Important Note: Attachment performance will vary depending on actual hydraulic horsepower available. A flow and pressure test is strongly recommended on your power unit before selecting a Piranha.

Hydraulic Horsepower = your flow X your pressure X .90 divided by 1714


NORTEC has a listing of most skid steer with specs and compatible of PIRANHA

For More Information Call 715.623.6300 And Ask For Product Support

NORTEC reserves the right to change design or specifications without notice. Information contained herein is general in nature and is not intended for specific application purposes. Photographs contained herein may be displayed with safety and/or guards removed to show mechanical functions.

The NORTEC Difference

Frames



Structural Steel Tube Frame Provides maximum durability. Reinforced with gussets in high stress points.

PXT-Series	3" X 3"	Structural Steel
PXS-Series	3" X 3"	Structural Steel
PTX-Series	3" X 3"	Structural Steel
PSX-Series	3" X 4"	Structural Steel
PT-Series	4" X 4"	Structural Steel
PS-Series	4" X 4"	Structural Steel

Material End Shields

What It Does

Material end shields are commonly called side shield. The material between the end shield acting like a box scraper collecting taking out rocks and debris for deposit at the end of the job site for off site removal or on job site burial. The end shields may be removed or flipped up for job site preparation. Also by flipping up or removing material, shields will prevent damage to end shields when operating in severe conditions.



Adjustable and Removable Side Shields

Side Shields may be adjusted to four different positions or removed entirely for windrowing rock and debris. Spindles on top of the machine provide built in storage.

PXT,PXS,PTX,PSX



Quick-Flip Side Shields

Easy up, easy down! As simple as pulling a pin and flipping up the side shields. No need to remove and possibly lose the shields - just flip them up and windrow the rock and debris off to the side.

For More Information Call 715.623.6300 And Ask For Product Support


NORTEC reserves the right to change design or specifications without notice. Information contained herein is general in nature and is not intended for specific application purposes. Photographs contained herein may be displayed with safety and/or guards removed to show mechanical functions.

The NORTEC Difference

Material Bars



What It Does: The material bar controls the amount of material flowing through the Piranha. In conditions you want to collect rock and debris, set the materials bar close to rotor, now the Piranha will process the dirt over the rotor and through the machine, collecting the rock and debris between the end shields. In conditions such as sod and long grass open up the material shields and let the green material flow through the machine to prevent plugging.



PT & PS

PT & PS offers adjustable materials control bar. This quick adjust system offers 24 adjustments. Simple as removing a pin and adjusting to the desired setting.



PXT,PXS,TX,SX

PXT, PXS, PTX, PSX offers adjustable material control bar. The material bar adjusts quickly with an easily accessible 2-bolt slider assembly. Built in safety slider prevents damage to material bar if over loading of machine occurs. You can also adjust for varying soil conditions.



PXT, PXS, PTX, PSX

Safety Slider is featured on this series. This built in safety system prevents the material bar from damage if machine is overloaded with rocks and debris. How it works: The safety slider will slide up before damage to materials bar may occur. To reset the materials bar, just loosen up bolt and reset into position.

Angle, Manual and Hydraulic



PTX, PSX, PT,PS

Choose either manual or hydraulic angle. 5-position manual angle, quick and easy - a low cost option. Hydraulic angle, on tractor model is operated off the tractor SCV, on skid steer just flip the cab-mounted switch to angle the rotor left or right.



PXT, PXS

Manual Angle as standard equipment. Straight, left or right angle.

NORTEC reserves the right to change design or specifications without notice. Information contained herein is general in nature and is not intended for specific application purposes. Photographs contained herein may be displayed with safety and/or guards removed to show mechanical functions.

The NORTEC Difference

Gauge Wheels

What It Does: The gauge wheels control the depth of the rotor. Without gauge wheels there would be no control over the rotor to ground contact. Gauge wheels are the key to setting grade and soil processors performance. But there is an inherent problem! In some job site conditions you need a more aggressive processing performance. NORTEC has solved this problem with flip-up gauge wheels. Now you may put the Piranha in tilling mode for grinding/tilling/processing those problem areas like job site ground hard spots, areas where trucks are driven on and off the job site compacting the soil. Also there are job site requests for gardens, flower beds where a tiller is needed. NO PROBLEM for the Piranha just flip up the gauge wheels and remove or flip up the material side shields and now your in the tilling mode.



Flip-Up Gauge Wheels: This industry changing feature provides the productivity and performance landscapers want and need. Makes for easier storage and trailer hauling. Also, the gauge wheels in the up position puts the Piranha in the tilling mode. Don't be without this very important feature!

Save Valuable Trailer Space



Tilling Mode




For More Information Call 715.623.6300 And Ask For Product Support

NORTEC reserves the right to change design or specifications without notice. Information contained herein is general in nature and is not intended for specific application purposes. Photographs contained herein may be displayed with safety and/or guards removed to show mechanical functions.

The NORTEC Difference

Gauge Wheels

Landscaping Mode



Tilling Mode



Flip Up Gauge Wheels

Used in the down position (landscaping mode), gauge wheels provide even performance. Use the wheels in the up position for more aggressive action (tilling Mode).

Gain precious storage space on trailers and sheds or warehouses by storing or transporting with gauge wheels in up position.

Landscaping closer to homes, garages and other fixed objects by flipping the wheels up.

PT, PS Premier Models Offers
NORTEC EXCLUSIVE “**Extender**” Gauge Wheel
Positioning system IN/OUT A dual-position sliding
gauge wheel tube allows you to choose the arm
length best suited for maximum wheel protection
in a variety of conditions



PTX, PSX Models Offers
Quick-Flip Gauge Wheels. Simple as pulling a pin
and flipping the gauge wheels up or down.



Gauge wheels feature heavy duty fabricated fork assembly
(not pressed or bent)

For More Information Call 715.623.6300 And Ask For Product Support

NORTEC reserves the right to change design or specifications without notice. Information contained herein is general in nature and is not intended for specific application purposes. Photographs contained herein may be displayed with safety and/or guards removed to show mechanical functions.

Landscaping Made Easy



Before



After

Ball Field Processing

PIRANHA will maintain your ball diamond with ease. Put in a smooth level well prepared playing surface. Merge in the infield and outfield by cutting out those dangerous ridges which can cause player injury.



Before



After

Residential Landscaping

No job is too small or too big. PIRANHA offers a soil processor that's right for the work site. Choose from 3, 4, 5, 6, 7 or 8 foot.



Before



After

Job Site Preparation

Just flip up the gauge wheels and prep the work site, then reposition the gauge wheels down for the final grade.



Before



After

Commercial Landscaping

Get the job done FAST! Bring those jobs in under budget and on time. Choose the rotor that's right for the job. Sabre Tooth, Aggressor Tooth, Construction Rotor.

For More Information Call 715.623.6300 And Ask For Product Support

NORTEC reserves the right to change design or specifications without notice. Information contained herein is general in nature and is not intended for specific application purposes. Photographs contained herein may be displayed with safety and/or guards removed to show mechanical functions.

Landscaping Made Easy



Driveway Resurfacing

Works great laying down gravel and resurfacing. Grind out those pot hole brim and fill in with processed gravel. Angle the Piranha and bring the gravel from the roadside back onto the driving surface. Also by resurfacing you can bring the gravel back to the top and mix it in with the sandy surface.



Clay Race Track Maintenance & Resurfacing

Make your clay race track smooth and rock free. Break up the clay clumps, cut and grind the surface leaving a processed race surface. Angle the rotor and windrow the rocks off the race track for collection.

NOTE: Because of the hard packed clay material. NORTEC recommends using the Sabre tooth rotor. The button tooth or aggressor carbide tooth could be damaged!



Process Deer Food Plots

Also excellent for putting in road in the woods.



No Need To Bring Several Pieces Of Equipment To The Job Site.

Piranha does it all! Prep, smooth, set grade, level, till, remove rocks and debris.

The PIRANHA Makes Landscaping Quick And Easy

Get your jobs done FAST and professional looking The PIRANHA grinds and processes the soil leaving a well prepared 2 in seedbed. (Note: 2 in. seedbed is only achieved with the Sabre Tooth) If you encounter hard pack conditions, NO problem for the PIRANHA- just quick flip the gauge wheels up and put the PIRANHA in tilling mode. With PIRANHA's adjustable materials bar, processing sod can be achieved by opening up the material bar to let material flow through the machine without plugging.


For More Information Call 715.623.6300 And Ask For Product Support

NORTEC reserves the right to change design or specifications without notice. Information contained herein is general in nature and is not intended for specific application purposes. Photographs contained herein may be displayed with safety and/or guards removed to show mechanical functions.

Piranha Rotors

Sabre Tooth

COMPOSITE METAL



Exclusive from NORTEC the all new composite metal SABRE tooth. The new Sabre tooth rotor is an addition to our popular line of rotors to choose from. NORTEC recognizes not all landscaping conditions are the same. There's a need for a choice of teeth design for different landscaping conditions and operator wants and needs. That's why NORTEC offers a full line of rotors 1 1/2" button carbide, 1 3/4"

Aggressor, flat bar/construction rotor and now the NEW composite metal Sabre tooth. Why Composite metal? Sure carbide is extremely hard and long lasting. BUT it is also very brittle and prone to breakage under high impact hitting rocks and debris. Composite metal offers the best of both worlds, wear and breakage.

Answering a need for a tough, durable tooth with all the performance characteristics needed for rigorous landscaping /soil conditions. This Sabre tooth rotor is a GP General Purpose rotor meeting the needs of ever changing landscaping conditions. Tilling, soil processing, rock removal, debris collecting, smoothing, leveling and setting grade, putting in a well prepared 2" seed bed just to name a few applications the tooth is asked to achieve and perform. The tooth is where the work starts!

2" design... excellent tilling and soil penetration!

2" design... excellent up cut for rock removal!

2" design... increased rotor tooth speed!

2" design... built in anti-wrapping of long grass!



What is composite metal? The Sabre Tooth is a NORTEC designed and manufactured tooth. In the quest for a more durable, general purpose, long lasting and replaceable tooth the Sabre tooth is born. This tooth is made up of special composite metal with the properties of wearability, flexing (taking the shock load needed for high impact torque loads). The composite metal has a memory which means it has the ability to take a hit and flex back to its original shape.

For More Information Call 715.623.6300 And Ask For Product Support

NORTEC reserves the right to change design or specifications without notice. Information contained herein is general in nature and is not intended for specific application purposes. Photographs contained herein may be displayed with safety and/or guards removed to show mechanical functions.

Piranha Rotors

Aggressor Carbide Tooth



The Aggressor tooth is a 1 3/4" carbide tipped tooth engineered for the mining industry and NORTEC designed this tooth into our Aggressor rotor. The Aggressor is 50% more aggressive in hard packed soil conditions and takes 25% less power compared to our button tooth style rotor.

NOTE: Due to low sales of the Button carbide tooth and the popularity of the Aggressor carbide tooth the Button carbide tooth will be discontinued for 2006.

Construction Rotor



Construction rotor is a flat bar design used for small rock removal and excellent for laying down gravel. Works great on established turf where humps and bumps are a problem, just set the construction rotor so the bar is just hitting the turf and level those nuisance bumps out.

How it works? The rotor consists of several flat bars spaced in segments. Because of the segment design only one segment makes contact with the surface. This eliminates rotor hop and reducing horse power requirements. Because the rotor has a flat surface the material bar may be set at a close tolerance. This will prevent small rock from going up and over the rotor leaving



Works Great for Sod Laying Surface!
The rotor mills the ground leaving a smooth level surface.



For More Information Call 715.623.6300 And Ask For Product Support

NORTEC reserves the right to change design or specifications without notice. Information contained herein is general in nature and is not intended for specific application purposes. Photographs contained herein may be displayed with safety and/or guards removed to show mechanical functions.

Rotary Broom

PIRANHA by NORTEC

Available For Models: PTX, PSX, PT, PS

Turn your PIRANHA into a rotary broom. Just install this low cost broom option. Now you can use your landscape rake year round whether its for spring clean up, job site clean up, custom sweeping, snow removal or any job that needs a rotary broom. The PIRANHA is designed with a powerful hydraulic motor. When you install the rotary broom attachment on your PIRANHA, the powerful hydraulic motor makes the attachment one of the best performing rotary brooms on the market. The PIRANHA features gauge wheels as standard equipment. With the drop-down kit included with the attachment, you now have gauge wheels on your rotary broom. WOW! These gauge wheels are one of the secrets behind the performance characteristics of the rotary broom. NO more flexing the brushes, increasing wear and tear. With the gauge wheels, you can adjust for a smooth sweeping action. With smooth sweeping action, the brush rotates in a sweeping motion instead of driving the bristles into the surface causing premature wear and costly brush replacement.



Convert your PIRANHA Soil Processor into a Rotary Boom.



Convoluted Bristles



Gauge Wheels

This really works!

Having gauge wheels prevents the bristles from extreme surface contact, causing premature wear.

Also provides for a sweeping action.



All Weather Sweeper

Dirt, mud, snow, water and debris this all weather sweeper can do it all.

For More Information Call 715.623.6300 And Ask For Product Support

NORTEC reserves the right to change design or specifications without notice. Information contained herein is general in nature and is not intended for specific application purposes. Photographs contained herein may be displayed with safety and/or guards removed to show mechanical functions.