

PIRANHA by **NORTEC**


PT600II PT700II PT800II
Tractor Heavy Duty

Premier Series



The PT Series is uniquely designed for use with large frame compact and utility tractors.

Introducing the 6- foot PT600, 7- foot PT700 and 8- foot PT800. The PT series utilizes the power and size of today's larger and more powerful tractors.



**P
I
R
A
N
H
A**

Piranha Uses

Soil Conditioning
Rock Removal
Seedbed Preparation
Pulverizing
Landscaping
Setting Grade
Trenching-Backfilling
Leveling
Grading

Piranha Markets

Landscaping
Landscape Contractors
Construction Sites
Horse Farms
Athletic Grounds
Building Contractors
Golf Courses
Golf Course Builders
Grading Contractors
Home Builders
Property Management
Public Schools
Race Tracks
Rental Stores
Trenching Companies
Utility Companies



Industry Exclusive

- * *Flip-Up Gauge wheels*
- * *Extender In/out gauge wheels*
- * *Quick-Change Rotors*
- * *Aggressor Tooth*
- * *Adjustable Side Shields*

The Landscapers' Choice

Specifications

Mainframe:	1/4" X 4" X 4" Structural steel frame
Bearings:	Triple seal rotor bearings
Brg.Housings:	Steel cut & replaceable
Gauge Wheels:	Flip-Up, adjustable, removable, quick-tach
Rotors:	2" Sabre tooth, 1 3/4" carbide aggressor
Special Rotor:	Construction rotor/ flat bar/ processing
Drive:	540 PTO with slip clutch
Drive Chain:	#80 Double roller chain and self-adjusting tensioner
Mount:	3-point Cat. I or optional Cat. II
Side Shields:	Standard equipment & Adjustable (4-position)
Angle:	Choose either manual or hydraulic
Extender:	Gauge wheel positioning system (standard equipment)
Materials Bar:	Standard equipment & adjustable

What it does

PIRANHA is a piece of equipment to make landscaping quick and easy. The rotor turns in a counter rotating motion, putting rock and debris between the end shields while processing the dirt through the machine, leaving an excellent prepared seed bed. Operating the PIRANHA with the gauge wheels down puts the PIRANHA in the landscaping mode. Operating the PIRANHA with the gauge wheels in the up position puts the machine in the tilling mode. Flip up the end shields and angle the PIRANHA to windrow rock and debris either by manual or hydraulic turn. PIRANHA features a float or rigid center link control as standard equipment on tractor models. The float setting is used for consistent rotor to ground engagement and the rigid setting is used for grinding.

PIRANHA is a Trademark of Northern Technologies dba **NORTEC**
For More Information Call 715.623.6300 And Ask For Product Support

The **NORTEC** Difference

Industry Exclusive

3 Rotors to Choose from:
2" Sabre Tooth
1 3/4" Carbide AGGRESSOR
Flat Bar/Construction Rotor



Piranha offers

3 rotors to choose from: 2" Sabre tooth rotor, aggressor tooth carbide rotor (which is 50% more aggressive, takes 25% less power than our discontinued carbide button tooth), and the construction rotor which is excellent for laying down gravel or processing soil.



Flip-Up Gauge Wheels Choose either tilling mode or landscaping mode.

NORTEC industry changing feature; Used in the down position, provides even performance. Use in the up position for more aggressive action. Gain precious storage space on trailers, in sheds or warehouses by storing or transporting with gauge wheels in the up position. the up position allows easier trailer loading.


Adjustable and Removable Side Shields

Side shields can be adjusted to four different positions or removed entirely for windrowing rock and debris. Spindles on top of the machine provide built in storage.




EZ Posi-Lock Material Bar Adjustment System 24 Adjustments

The new, stronger material bar is equipped with a positive locking system. This system adjusts quickly, easily and accurately no tools required! Heavy duty fabricated design for trouble free operation. Material bar belting is made of high quality multi-ply belting.



EXTENDER Gauge Wheel Positioning System IN/OUT

Dual position sliding gauge wheel tube allows you to choose the arm length best suited for maximum wheel protection in a variety of conditions.




Choose Either Manual or Hydraulic Angle

5-Position manual angle; quick and easy is a low cost option. Hydraulic angle; just flip the cab mounted switch to angle the rotor either left or right.



Structural Steel Tube Frame

4"x 4"x 1/4" designed for higher h.p. units.



DURA TACH
Severe Duty Hitch
 Choose From Cat I or II



Slip Clutch
Standard Equipment



Fabricated
Materials Bar, Heavy
Duty, Long lasting

Rugged Double #80 Drive Chain

33,440 lb. tensile strength is the heaviest in the industry and provides long lasting, dependable operation.



ROTARY BROOM OPTION Install this low cost option on your PIRANHA and turn your landscape rake into a rotary broom



W9112 Cherry Road, Antigo WI 54409
Phone 715.623.6300 Fax 715.623.6340

e-mail NORTECLLC@VERIZON.NET

Check us out on the web

www.nortecmfg.com

NORTEC reserves the right to change design or specifications without notice. Information contained herein is general in nature and is not intended for specific application purposes. Photographs contained herein may be displayed with safety and/or guards removed to show mechanical functions