




PIRANHA

By

NORTEC

PSX
Series


Soil Processor



Tilling Mode

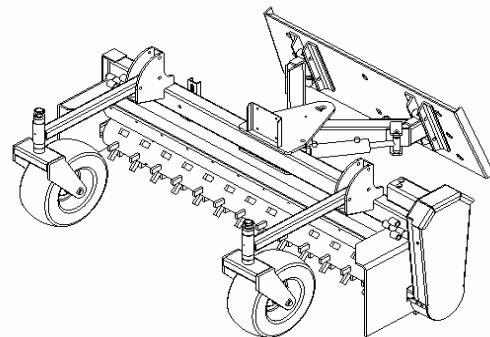
PSX600 6-foot, Skid Steer
PSX700 7-foot, Skid Steer
Designed For The Under 65hp
Skid Steer Market

Landscaping Mode



The SX Series is uniquely designed for use with skid steers under 65hp. Introducing the 6-foot PSX600 & 7-foot PSX700.

The SX Series offers the performance, durability and compatibility needed for the under 65hp skid steer.



PS
X

INDUSTRY EXCLUSIVE

Quick Change Rotor and 3 Rotors to choose from.

2" Sabre Tooth, 1 3/4" Carbide Aggressor, Flat Bar/Processing Rotor

Specifications

Mainframe:	3" X 4" X 1/4" Structural steel frame
Gauge Wheels:	Flip-up, Adjustable, Removable
Drive:	Hydraulic
Drive Chain:	#80 Single Roller Chain and Self-Adjusting Tensioner
Hyd. Couplers:	Standard Equipment (Universal Flat Face)
Mount:	Universal skid steer
Side Shields:	Quick-flip, Standard Equipment
Angle:	Left, Right and Straight, Standard Equipment
Angle:	Manual Angle or Hydraulic Angle
Materials Bar:	Adjustable, Standard Equipment
Rotor Bearings:	Triple Seal Rotor Bearing
Rotor Brg.Housing:	Steel Cut & Replaceable
Rotors:	Sabre Composite Metal Tooth
	Aggressor Carbide Tooth
Special Rotor:	Processing or Rotary Broom

Operate in Landscaping Mode:	Yes
Operate in Tilling Mode:	Yes
Greaseable Rotor Bearings:	Yes
Quick-Tach Rotors:	Yes

Flex and Float Hitch	Yes
Material Bar Safety Slider:	Yes
High Folation Rear Tires:	Yes

Option's	
Material Side Shield Ski/Shoe	Yes



What it does

PIRANHA is a piece of equipment that makes landscaping quick and easy. The rotor turns in a counter-rotating motion, putting rock and debris between the end shields while processing the dirt through the machine, leaving an excellently prepared seed bed. Operating the PIRANHA with the gauge wheels down puts the PIRANHA in the landscaping mode. Operating the PIRANHA with the gauge wheels in the "up" position puts the machine in the tilling mode. Flip up the end shields and angle the PIRANHA to windrow rock and debris either by manual or hydraulic turn.

For More Information Call 715-623-6300 Ask For Product Support Center


www.nortecmfg.com

Features

PIRANHA offers 3 rotors to choose from: 2" Sabre tooth rotor, 1 3/4" aggressor tooth carbide rotor (which is 50% more aggressive, takes 25% less power) and the construction/processing rotor (excellent for laying down gravel and small rock removal).



Aggressor
Carbide Tooth




Sabre Tooth
COMPOSITE METAL



Processing Rotor



Flip-Up Gauge Wheels Choose either tilling mode or landscaping mode. NORTEC industry changing feature; Used in the "down" position, provides even performance. Use in the "up" position for more aggressive action. Gain precious storage space on trailers, in sheds or warehouses by storing or transporting with gauge wheels in the "up" position. The "up" position allows easier trailer loading.



Posi-Lock Wheel Adjusters Quick and easy. Simply move the spacer to the top or bottom position to achieve the proper setting.



Quick-Flip Side Shields Easy-Up/Easy Down. As simple as pulling a pin and flipping up the side shields. No need to remove and possibly lose the shields, just flip them up and windrow the rock and debris off to the side.

5- Position Manual Angle or Hydraulic Angle

Straight, left or right. Just flip up the side shields and windrow the rock and debris.

Rugged Chain Drive and Dry Chain Case

The Piranha features an environmentally friendly dry chain case. Experience clean, low maintenance operation with NO leaky oil. Easy to service, just remove the cover and, because there's no oil to contend with, you can do your inspection and you're back to work.

Flex & Float

Our unique float system is as easy as pinning the system in either the ridge or flex & float setting. Adjust for changing landscape conditions. Excellent for berms and rolling terrain.

Material Shield Ski/Shoe/Runner

The runner will help guide the shields up and over that problem area. Without the runner, the material shield could hook a root or ledge rock and possibly damage the side shield.

In an area where there's a possibility of puncturing a tire, just flip up the gauge wheels and operate on the runners. This is a great feature on track machines because the track is able to provide a level surface vs. a wheel-driven unit. In some cases, running on the runners is the preferred method of operation.



Piranha Uses

Soil Conditioning
Rock Removal
Seedbed Preparation
Pulverizing
Landscaping
Setting Grade
Trenching
Backfilling
Leveling
Grading

Piranha Markets

Landscaping
Landscape Contractors
Construction Sites
Horse Farms
Athletic Grounds
Building Contractors
Golf Courses
Golf Course Builders
Grading Contractors
Home Builders
Property Management
Public Schools
Race Tracks
Rental Stores
Trenching Companies
Utility Companies



715-623-6300 Office 715-623-6340 FAX
W9112 Cherry Road Antigo, WI 54409

E-mail: nortecllc@verizon.net

www.nortecmfg.com

NORTEC reserves the right to change design or specifications without notice. Information contained herein is general in nature and is not intended for specific application purposes. Photographs contained herein may be displayed with safety and/or guards removed to show mechanical functions. Literature

092306 XL

PSX Series

Litho in USA